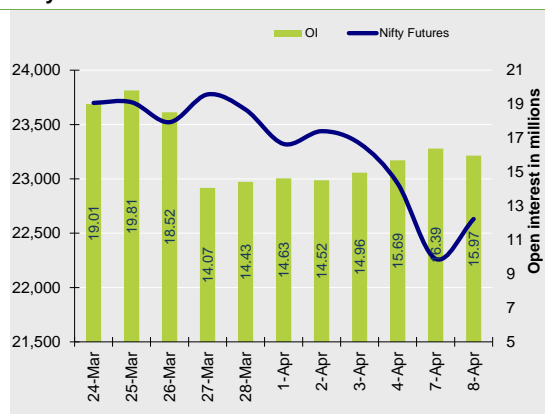


Nifty Snapshot

	Close	Prv Cl.	Ab chg	% chg
Spot	22,535.85	22,161.60	374.25	1.69
Futures	22,630.35	22,263.80	366.55	1.65
Oil(ml shr)	15.97	16.39	-0.42	-2.54
Vol (lots)	175605	297183	-121578	-40.91
COC	94.50	102.20	-7.70	-7.5
PCR-OI	0.84	0.72	0.12	17.0

Nifty Futures Price v/s OI



Institutional Activity in previous trading session

(in Rs cr.)	Buy	Sell	Net
Index Futures	4744.63	5075.79	-331.16
Index Options	1751534.02	1685406.44	66127.58
Stock Futures	21737.82	22105.05	-367.23
Stock Options	70350.59	71101.24	-750.65
FII Cash	13,687.62	18,681.86	-4,994.24
DII Cash	14,363.74	11,266.50	3,097.24

Net FII Activity (in Rs cr.)

Date	Idx Fut	Stk Fut	Idx Opt	Cash
8-Apr	-331.2	-367.2	66127.6	-4994
7-Apr	-3334.9	1860.9	14633.2	-9040
4-Apr	-2276.2	-3763.8	31103.0	-3484
3-Apr	-1910.4	-2529.8	-18057.5	-2806
2-Apr	662.8	3800.3	-29722.4	-1539
1-Apr	-2926.6	1128.6	10005.9	-5902

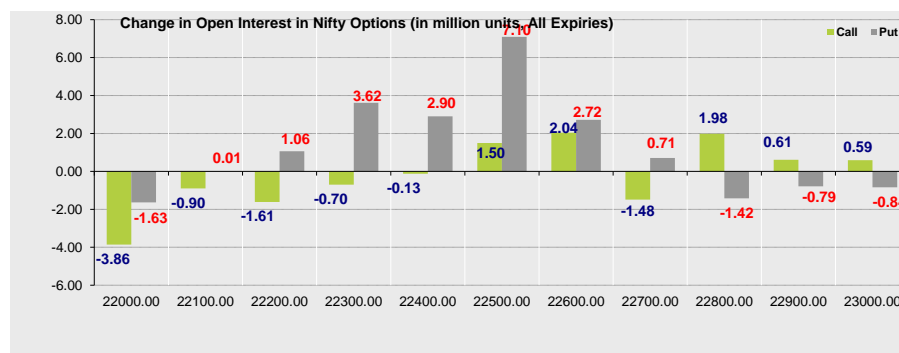
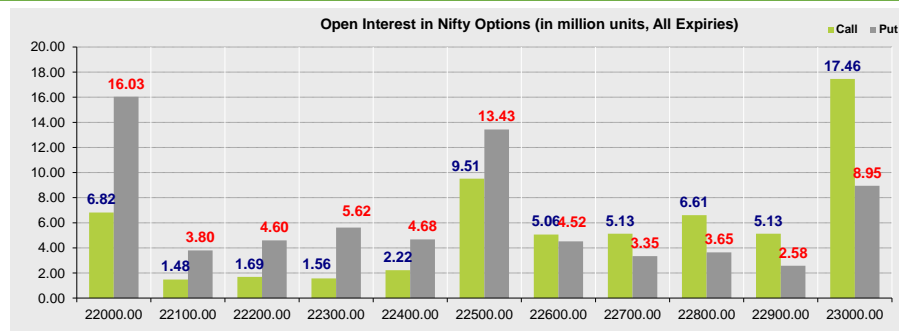
Technical Pivot (Intraday):

	S2	S1	PIVOT	R1	R2
NIFTY	22170	22400	22570	22805	22975
BANKNIFTY	49965	50365	50665	51070	51370

Summary

- Indian markets closed on positive note where buying was mainly seen in FMCG, Metals, Oil & Gas Sectors. Nifty Apr Futures closed at 22630.35 (up 366.55 points) at a premium of 94.50 pts to spot.
- FII's were net sellers in Cash to the tune of 4994.24 Cr and were net sellers in index futures to the tune of 331.16 Cr.
- India VIX decreased by 10.31% to close at 20.44 touching an intraday high of 22.79.

Open Interest in Nifty Options:



- The above second chart shows previous trading day's change in Nifty options where Addition in OI were seen in 23000, 22900, 22800, 22600 strike Calls and at 22300, 22400, 22500, 22600 strike Puts indicating market is likely to remain range bound in the near term.
- Highest OI build-up is seen at 23000 strike Calls and 22000 strike Puts, to the tune of 17.46mn and 16.03mn respectively.

Outlook on Nifty:

Index is likely to open on a gap down note today and is likely to remain range bound during the day.

(Price is in Rs; OI is in million units; Price chg and OI chg are in percentage) **NB RESEARCH**

Fresh Longs seen in:

Scrip	Price	Price chg	OI	OI Chg
MFSL	1137.1	0.5	6.4	12.8
MUTHOOTFIN	2303.4	1.7	3.9	9.7
GODREJPROP	1982.1	2.5	6.0	8.4

Short Covering seen in:

Scrip	Price	Price chg	OI	OI Chg
HUDCO	206.6	5.6	16.6	-10.6
KPITTECH	1112.2	4.0	2.8	-6.5
BAJAJFINSV	1904.6	2.7	12.8	-5.9

Fresh Shorts seen in:

Scrip	Price	Price chg	OI	OI Chg
SIEMENS	2773.0	-1.8	2.5	18.2
IGL	179.7	-4.1	36.5	12.7
MAXHEALTH	1077.6	-0.2	10.1	5.1

Long Unwinding seen in:

Scrip	Price	Price chg	OI	OI Chg
ASTRAL	1271.7	-1.3	5.3	-0.9
POWERGRID	289.5	-0.3	76.1	-0.4
RBLBANK	170.4	-0.1	61.6	-0.3

NIFTY50 Options OI (CE OI = Resistance) (PE OI = Support)

Symbol	Highest CE OI	Highest PE OI	CMP
ADANIENT	2600	2600	2288
ADANIPTS	1200	1200	1136
ASIANPAINT	2400	2400	2402
AXISBANK	1100	1100	1080
BAJAJ-AUTO	8500	6800	7531
BAJAJFINSV	2000	1800	1905
BAJFINANCE	9000	8000	8836
BRITANNIA	5200	5000	5186
CIPLA	1500	1300	1434
COALINDIA	400	450	383
DIVISLAB	6000	5500	5410
DRREDDY	1200	1000	1106
EICHERMOT	5400	5000	5237
GRASIM	2920	2500	2600
HCLTECH	1600	1360	1407
HDFCBANK	1860	1800	1776
HDFCLIFE	700	700	688
HEROMOTOCO	4000	3800	3579
HINDALCO	700	560	569
HINDUNILVR	2300	2200	2298
ICICIBANK	1400	1300	1305
INDUSINDBK	700	500	684
ITC	410	400	414
INFY	1600	1480	1435
IOC	130	130	131

NIFTY50 Options OI (CE OI = Resistance) (PE OI = Support)

Symbol	Highest CE OI	Highest PE OI	CMP
JIOFIN	250	230	225
JSWSTEEL	1100	900	959
KOTAKBANK	2200	2000	2062
LT	3500	3500	3165
LTIM	4500	4000	4193
M&M	2800	2500	2531
MARUTI	12000	11000	11443
NESTLEIND	2300	2200	2279
NTPC	360	350	354
ONGC	260	220	227
POWERGRID	300	290	290
RELIANCE	1300	1200	1186
SBILIFE	1600	1460	1494
SBIN	800	800	772
SUNPHARMA	1800	1600	1693
TATACONSUM	1100	1000	1072
TATAMOTORS	700	500	591
TATASTEEL	160	130	131
TCS	3700	3000	3301
TECHM	1500	1200	1320
TITAN	3200	3100	3135
ULTRACEMCO	12500	11000	11315
UPL	700	600	617
WIPRO	270	240	246
ZOMATO	230	200	214

OI against MWPL				
Symbol	MWPL	Open Interest	Limit for next day	% OI
MANAPPURAM	109606743	123633000	Ban	113%
HINDCOPPER	65482129	67919500	Ban	104%
BSOFT	32732991	29160000	Ban	89%
NATIONALUM	178967755	157642500	12376867	88%
AARTIIND	41800237	31719000	7991225	76%
SAIL	289139949	217476000	57206951	75%
CDSL	35530000	26307400	7446100	74%
GRANULES	29658038	21524000	6651136	73%
ANGELONE	11629844	7943400	3104951	68%
INDUSINDBK	120801433	81959500	32801861	68%
RBLBANK	121553638	82175000	33300956	68%
BANDHANBNK	193371093	130404400	53298138	67%
IDEA	8405889130	5632000000	2353594673	67%
NMDC	689383367	461686500	193227698	67%
LTF	168347815	111344748	48585676	66%
CANBK	672420574	439364250	199435295	65%
CHAMBLFERT	31728204	20126700	10015093	63%
IDFCFIRSTB	1384634147	855922500	459479939	62%
IREDA	134388235	81437800	46231023	61%
PNB	687763516	416048000	237327340	60%
BSE	21145594	12596750	7491564	60%
COFORGE	13371877	7732200	4971083	58%
ABCAPITAL	162341346	92893500	61330778	57%
BANKBARODA	372635498	210602925	143400798	57%
ABFRL	121576670	68307200	47190636	56%
LICHSGFIN	60244101	33799000	23432895	56%
TATAELXSI	6986884	3889300	2748239	56%
MGL	13335005	7378800	5289454	55%
VOLTAS	46126252	24479100	19340839	53%
HFCL	184840304	95918950	79679338	52%
DLF	128335464	65688975	56229715	51%
TITAGARH	16037381	8150000	7085511	51%
BHEL	256482590	129297000	114361460	50%

[illegible]

Derivative Recommendations:

Stock Name	Call (Buy/Sell)	Entry price	Targets	Stop Loss	Duration	Status
SBIN 760 PE	Buy	10.2	16	7	1-2 Days	Open

FROM THE EQUITY DERIVATIVE DESK:

NIRAV HARISH CHHEDA
AVP - DERIVATIVES AND TECHNICAL RESEARCH
E-Mail: nirav.chheda@nirmalbang.com
Tel no: 6273-8199/8000

AMIT BHUPTANI
SNR.DERIVATIVES AND TECHNICAL RESEARCH ANALYST
E-Mail: amit.bhuptani@nirmalbang.com
Tel no: 6273-8242/8000

DISCLOSURES

Research Reports that are published by Nirmal Bang Securities Private Limited (hereinafter referred to as "NBSPL") are for private circulation only. NBSPL is a registered Research Analyst under SEBI (Research Analyst) Regulations, 2014 having Registration no. INH000001766. NBSPL is also a registered Stock Broker with National Stock Exchange of India Limited, BSE Limited, Metropolitan Stock Exchange of India Limited, Multi Commodity Exchange of India Limited, National Commodity and Derivative Exchange Limited and Indian Commodity Exchange Limited in cash and Equity and Commodities derivatives segments.

NBSPL has other business divisions with independent research teams separated by Chinese walls, and therefore may, at times, have different or contrary views on stocks and markets.

NBSPL or its associates have not been debarred / suspended by SEBI or any other regulatory authority for accessing / dealing in securities Market. NBSPL, its associates or analyst or his relatives do not hold any financial interest (Except Investment) in the subject company. NBSPL or its associates or Analyst do not have any conflict or material conflict of interest at the time of publication of the research report with the subject company. NBSPL or its associates or Analyst or his relatives may or may not hold beneficial ownership of 1% or more in the subject company at the end of the month immediately preceding the date of publication of this research report.

NBSPL or its associates / analyst has not received any compensation / managed or co-managed public offering of securities of the company covered by Analyst during the past twelve months. NBSPL or its associates have not received any compensation or other benefits from the company covered by Analyst or third party in connection with the research report. Analyst has not served as an officer, director or employee of Subject Company. NBSPL / analyst has not been engaged in market making activity of the subject company.

Analyst Certification: The research analysts and authors of these reports, hereby certify that the views expressed in this research report accurately reflects my/our personal views about the subject securities, issuers, products, sectors or industries. It is also certified that no part of the compensation of the analyst(s) was, is, or will be directly or indirectly related to the inclusion of specific recommendations or views in this research. The analyst(s) principally responsible for the preparation of this research report and has taken reasonable care to achieve and maintain independence and objectivity in making any recommendations.

DISCLAIMER

This report is for the personal information of the authorized recipient and does not construe to be any investment, legal or taxation advice to you. NBSPL is not soliciting any action based upon it. Nothing in this research shall be construed as a solicitation to buy or sell any security or product, or to engage in or refrain from engaging in any such transaction. In preparing this research, we did not take into account the investment objectives, financial situation and particular needs of the reader.

This research has been prepared for the general use of the clients of NBSPL and must not be copied, either in whole or in part, or distributed or redistributed to any other person in any form. If you are not the intended recipient you must not use or disclose the information in this research in any way. Though disseminated to all the customers simultaneously, not all customers may receive this report at the same time. NBSPL will not treat recipients as customers by virtue of their receiving this report. This report is not directed or intended for distribution to or use by any person or entity resident in a state, country or any jurisdiction, where such distribution, publication, availability or use would be contrary to law, regulation or which would subject NBSPL & its group companies to registration or licensing requirements within such jurisdictions.

The report is based on the information obtained from sources believed to be reliable, but we do not make any representation or warranty that it is accurate, complete or up-to-date and it should not be relied upon as such. We accept no obligation to correct or update the information or opinions in it. NBSPL or any of its affiliates or employees shall not be in any way responsible for any loss or damage that may arise to any person from any inadvertent error in the information contained in this report. NBSPL or any of its affiliates or employees do not provide, at any time, any express or implied warranty of any kind, regarding any matter pertaining to this report, including without limitation the implied warranties of merchantability, fitness for a particular purpose, and non-infringement. The recipients of this report should rely on their own investigations.

This information is subject to change without any prior notice. NBSPL reserves its absolute discretion and right to make or refrain from making modifications and alterations to this statement from time to time. Nevertheless, NBSPL is committed to providing independent and transparent recommendations to its clients, and would be happy to provide information in response to specific client queries.

Before making an investment decision on the basis of this research, the reader needs to consider, with or without the assistance of an adviser, whether the advice is appropriate in light of their particular investment needs, objectives and financial circumstances. There are risks involved in securities trading. The price of securities can and does fluctuate, and an individual security may even become valueless. International investors are reminded of the additional risks inherent in international investments, such as currency fluctuations and international stock market or economic conditions, which may adversely affect the value of the investment. Opinions expressed are subject to change without any notice. Neither the company nor the director or the employees of NBSPL accept any liability whatsoever for any direct, indirect, consequential or other loss arising from any use of this research and/or further communication in relation to this research. Here it may be noted that neither NBSPL, nor its directors, employees, agents or representatives shall be liable for any damages whether direct or indirect, incidental, special or consequential including lost revenue or lost profit that may arise from or in connection with the use of the information contained in this report.

Copyright of this document vests exclusively with NBSPL. Our reports are also available on our website www.nirmalbang.com